

## Chemkor Schedule 40 Gray Pipe



For more than a quarter of a century PVC Type I, Grade I, Schedule 40 piping systems have been successfully used for pressure and drainage systems in industrial, residential, commercial and agricultural installations. PVC Schedule 40 is ideal for applications where transmission of liquids or materials does not exceed 140°F. The life expectancy of plastic systems far exceeds that of metal systems and required maintenance is less complicated and cost effective. Systems are not adversely affected by environmental agents and buried systems are not adversely affected by normal soil contaminants. The inherent insulating qualities of PVC Schedule 40 provides substantial benefits in temperature control, and in commercial installations, sound transmission is greatly reduced. Joining is accomplished through solvent cementing, threading or flanging, insulation is generally not required, and extensive material handling and fabricating equipment is not necessary.

### Applications

- Swimming Pools and Spas
- Chemical Feed Systems
- Refrigeration
- Drainage
- Municipal Water Treatment Systems
- Cooling Towers
- Metallic Plating Lines

### Features

- Stocked in 10' or 20' lengths, bell or plain end
- Available in various lengths as a special
- Bell end joints also available
- Lightweight for quick and easy installation
- Smooth interior walls reduce friction
- Reduced friction limits energy requirements
- Low maintenance reduces operating costs

MM	NOMINAL PIPE SIZE (IN)	PART NUMBER	CRATE QTY FEET	OUTSIDE DIAMETER (IN)	MAX. INSIDE DIAMETER (IN)	MIN. WALL THICKNESS (IN)	WEIGHT PER 100 FEET	PRESSURE RATING AT 73.4°F
12	1/2 x 10 ft	010207BS	3,000	0.840	0.622	0.109	16	590
20	3/4 x 10 ft	010208BS	2,200	1.050	0.824	0.113	22	480
25	1 x 10 ft	010209BS	1,800	1.315	1.049	0.133	32	450
32	1 1/4 x 10 ft	010210BS	1,600	1.660	1.380	0.140	43	370
40	1 1/2 x 10 ft	010211BS	1,800	1.900	1.610	0.145	52	330
50	2 x 10 ft	010212BS	1,400	2.375	2.069	0.154	69	280
65	2 1/2 x 10 ft	010213BS	990	2.875	2.469	0.203	109	300
75	3 x 10 ft	010214BS	880	3.500	3.068	0.216	144	260
100	4 x 20 ft	010216B	1,140	4.500	4.026	0.237	203	220
125	5 x 20 ft	010217B	260	5.563	5.017	0.258	273	190
150	6 x 20 ft	010218B	520	6.625	6.031	0.280	354	180
200	8 x 20 ft	010222B	200	8.625	7.943	0.322	531	160
250	10 x 20 ft	010219B	160	10.75	9.976	0.356	753	140
300	12 x 20 ft	010220B	120	12.75	11.89	0.406	995	130
350	14 x 20 ft	010224	60	14.00	13.072	0.438	1181	130
400	16 x 20 ft	010226	40	16.00	14.940	0.500	1542	130
450	18 x 20 ft	010228	20	18.00	16.809	0.562	2111	130
500	20 x 20 ft	010230	20	20.00	18.743	0.593	2480	130
600	24 x 20 ft	010234	20	24.00	22.544	0.687	3451	130

### Notes:

- Applicable pressure de-ratings at elevated temperatures apply. All Plastic Piping systems must be designed for potential Hydraulic Shock (water hammer), see Section 10, Engineering Data.
- CHEMKOR pressure pipe conforms to CSA Standard B137.3 and ASTM D1784, D1785.
- Schedule 40 pipe is not recommended for threading.
- Not recommended for compressed air or gas service.

# Schedule 40 Gray PVC Fittings

1

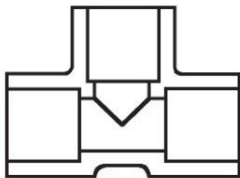
## Chemkor Schedule 40 Gray Fittings

### Notes:

- PVC Schedule 40 Fittings are produced in accordance with the following standards – ASTM D1784, ASTM D2466.
- All 8" fittings available in white PVC material only. All Schedule 40 reducing tees are standard tees with a reducer bushing.
- PVC Schedule 40 Fittings are produced in accordance with the following standards ASTM D1784, ASTM D2466.
- The maximum continuous working pressure of the fittings is equal to 150 PSI at 73.4 °F (23 °C). No provisions have been made for pressure surges, water hammer, or other conditions which should be considered.
- All custom fabricated fittings are not subject to return. Many other fittings are available on request.
- F indicates a fabricated fitting.

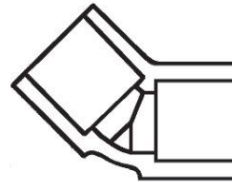
PIPES & FITTINGS

### SOCKET TEES



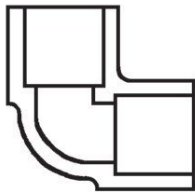
NOMINAL PIPE SIZE	PART NUMBER
1/2	401005
3/4	401007
1	401010
1 1/4	401012
1 1/2	401015
2	401020
2 1/2	401025
3	401030
4	401040
5	401050
6	401060
8	401080
10	401100F
12	401120F
14	401140F
16	401160F
18	401180F
20	401200F
24	401240F

### 45° SOCKET ELBOWS



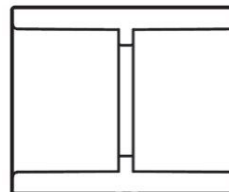
NOMINAL PIPE SIZE	PART NUMBER
1/2	417005
3/4	417007
1	417010
1 1/4	417012
1 1/2	417015
2	417020
2 1/2	417025
3	417030
4	417040
5	417050
6	417060
8	417080
10	417100
12	417120
14	417140F
16	417160F
18	417180F
20	417200F
24	417240F

### 90° SOCKET ELBOWS



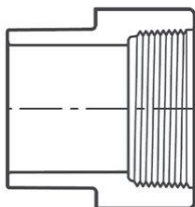
NOMINAL PIPE SIZE	PART NUMBER
3/8	406003
1/2	406005
3/4	406007
1	406010
1 1/4	406012
1 1/2	406015
2	406020
2 1/2	406025
3	406030
4	406040
5	406050
6	406060
8	406080
10	406100F
12	406120F
14	406140F
16	406160F
18	406180F
20	406200F
24	406240F

### SOCKET COUPLINGS



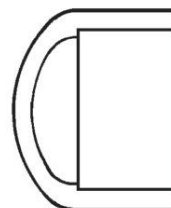
NOMINAL PIPE SIZE	PART NUMBER
1/2	429005
3/4	429007
1	429010
1 1/4	429012
1 1/2	429015
2	429020
2 1/2	429025
3	429030
4	429040
5	429050
6	429060
8	429080
10	429100F
12	829120F
14	429140F
16	429160F
18	429180F
20	429200F
24	429240F

### FITTING ADAPTER (SPGT X FPT)



NOMINAL PIPE SIZE	PART NUMBER
1/2	478005
3/4	478007
1	478010
1 1/4	478012
1 1/2	478015
2	478020
2 1/2	478025
3	478030
4	478040

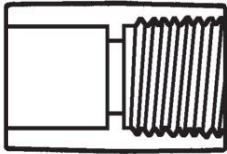
### SOCKET CAPS

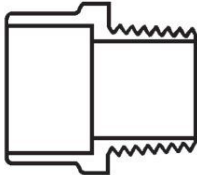



NOMINAL PIPE SIZE	PART NUMBER
1/2	447005
3/4	447007
1	447010
1 1/4	447012
1 1/2	447015
2	447020
2 1/2	447025
3	447030
4	447040
5	447050
6	447060
8	447080

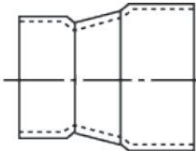


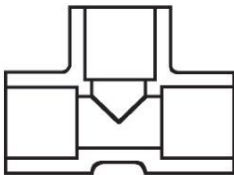
# Schedule 40 Gray PVC Fittings

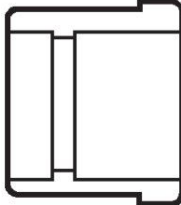
FEMALE ADAPTERS	NOMINAL PIPE SIZE	PART NUMBER
	1/2	435005
	3/4	435007
	1	435010
	1 1/4	435012
	1 1/2	435015
	2	435020
	2 1/2	435025
	3	435030
	4	435040
	5	435050

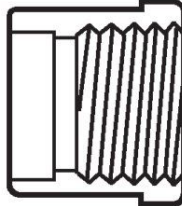
MALE ADAPTERS	NOMINAL PIPE SIZE	PART NUMBER
	1/2	436005
	3/4	436007
	1	436010
	1 1/4	436012
	1 1/2	436015
	2	436020
	2 1/2	436025
	3	436030
	4	436040
	5	436050
	6	436060
	8	436080

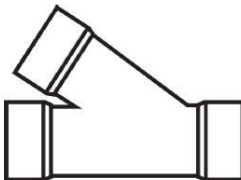
45° SOCKET LATERALS	NOMINAL PIPE SIZE	PART NUMBER
	10	475100F
	12	475120F
	14	475140F
	16	475160F
	18	475180F
	20	475200F
	24	475240F

SOCKET REDUCING COUPLING	NOMINAL PIPE SIZE	PART NUMBER
	3/4 x 1/2	429101
	1 x 3/4	429131
	1 1/4 x 1	429168
	1 1/2 x 1 1/4	429212
	2 x 1 1/2	429251
	3 x 2	429338
	4 x 3	429422

SOCKET REDUCING TEES	NOMINAL PIPE SIZE	PART NUMBER
	3/4 x 3/4 x 1/2	401101
	1 x 3/4 x 3/4	401125
	1 x 1 x 1/2	401130
	1 x 1 x 3/4	401131
	1 1/4x1 1/4x1/2	401166
	1 1/4x1 1/4x3/4	401167
	1 1/4x1 1/4x1	401168
	1 1/2x1 1/2x3/4	401210
	1 1/2x1 1/2x1	401211
	2 x 2 x 3/4	401248
	2 x 2 x 1	401249
	2 x 2 x 1 1/2	401251
	3 x 3 x 3/4	401334
	3 x 3 x 1	401335
	3 x 3 x 1 1/2	401337
	3 x 3 x 2	401338
	4 x 4 x 3/4	401416
	4 x 4 x 1	401417
	4 x 4 x 2	401420
	4 x 4 x 3	401422

REDUCER BUSHINGS (SOCKET X SLIP)	NOMINAL PIPE SIZE	PART NUMBER
	3/4 x 1/2	437101
	1 x 1/2	437130
	1 x 3/4	437131
	1 1/4 x 1/2	437166
	1 1/4 x 3/4	437167
	1 1/4 x 1	437168
	1 1/2 x 1/2	437209
	1 1/2 x 3/4	437210
	1 1/2 x 1	437211
	1 1/2 x 1 1/4	437212
	2 x 1/2	437247
	2 x 3/4	437248
	2 x 1	437249
	2 x 1 1/4	437250
	2 x 1 1/2	437251
	2 1/2 x 2	437292
	3 x 1 1/2	437337
	3 x 2	437338
	3 x 2 1/2	437339
	4 x 2	437420
	4 x 3	437422
	6 x 4	437532
	8 x 3	437580F
	8 x 4	437582F
	8 x 6	437585F

REDUCER BUSHINGS (SLIP X FPT)	NOMINAL PIPE SIZE	PART NUMBER
	3/4 x 1/2	438101
	1 x 1/2	438130
	1 x 3/4	438131
	1 1/4 x 1/2	438166
	1 1/4 x 3/4	438167
	1 1/4 x 1	438168
	1 1/2 x 1/2	438209
	1 1/2 x 3/4	438210
	1 1/2 x 1	438211
	1 1/2 x 1 1/4	438212
	2 x 1/2	438247
	2 x 3/4	438248
	2 x 1	438249
	2 x 1 1/4	438250
	2 x 1 1/2	438251
	2 1/2 x 2	438292
	3 x 1 1/2	438337
	3 x 2	438338
	3 x 2 1/2	438339
	4 x 2	438420
	4 x 3	438422
	6 x 4	438532

45° SOCKET REDUCING LATERAL	NOMINAL PIPE SIZE	PART NUMBER
	3/4 x 3/4 x 1/2	475101
	1 x 3/4 x 3/4	475125
	1 x 1 x 1/2	475130
	1 x 1 x 3/4	475131
	1 1/4x1 1/4x1/2	475166
	1 1/4x1 1/4x3/4	475167
	1 1/4x1 1/4x1	475168
	1 1/2x1 1/2x3/4	475210
	1 1/2x1 1/2x1	475211
	2 x 2 x 3/4	475248
	2 x 2 x 1	475249
	2 x 2 x 1 1/2	475251